









"The big money is not in the buying and the selling, but in the waiting."
Charlie Munger

Thursday, June 11, 2026

Equity Update				Global Indices			
				10-Jun			
	Chg	Chg%					
ASPI	▼	-85.70	-0.40%	21,461	Dow Jones	▼	50,319
S&P SL 20 Index	▼	-15.26	-0.25%	5,985	Euro Stoxx 50	▼	6,010
Total Turnover (LKR)	▼			1,666,297,223	FTSE 100	▲	10,255
Market Capitalization (LKR)	▼			7,809,165,698,219	Nikkei 225	▼	64,179
					Hang Seng	▼	24,408
PER (x)				11.6	Frontier Markets		
PBV (x)				1.4	VN index	▲	1,804
DY (%)				2.8	KSE-100	▼	169,588
					DSEX	▼	5,517

Source: CSE

Source: Bloomberg

Exchange Rates				Commodities		
				10-Jun		
(LKR per unit)		TT Buying	TT Selling	Type		
USD		\$ 324.7	335.4	Gold (USD/t.oz)	▼	4,153
GBP		£ 432.3	449.7	Gold (LKR/t.oz)	▼	1,414,066
EUR		€ 373.4	388.7	Brent Crude Oil (USD/Bbl)	▲	94
JPY		¥ 2.0	2.1	Copper (USD/Lbs)	▼	629
CNY		¥ 47.5	50.2	Cotton (USD/Lbs)	▼	73
INR		₹ 3.5	3.6	Aluminium (USD/MT)	▼	3,548
				Palm Oil 3M forward (MYR/l)	▲	4,554

Source: CBSL

Source: Bloomberg, CBSL

Policy Rates	OPR: 8.75%	SRR: 2.00%	
Economic Indicators	Real GDP Growth: 2025 Q4 = 4.8%	NCPI YoY Change: April 2026 = 4.70%	CCPI YoY Change: May 2026 = 5.50%

Source: CBSL

DIVIDEND ANNOUNCEMENTS

Cash Dividends



Scan here for contacts & disclaimer

Thursday, June 11, 2026

Company	Dividend Per Share	Final/Interim	XD Date	Record Date	Date of Payment
SFIN(N)	LKR 1.00	First	12-Jun	15-Jun	22-Jun
DIAL(N)	LKR 1.5	Final	12-Jun	15-Jun	2-Jul
UCAR(N)	LKR 44.00	Final	15-Jun	16-Jun	3-Jul
BALA(N)	LKR 0.50	Final	25-Jun	26-Jun	15-Jul
MAL(N)	LKR 0.12	First and Final	26-Jun	30-Jun	16-Jul
SUN(N)	LKR 0.60	Final	26-Jun	30-Jun	16-Jul
WATA(N)	LKR 0.80	Final	26-Jun	30-Jun	16-Jul
HHL(N)	LKR 0.75	Final	26-Jun	30-Jun	1-Jul
ELPL(N)	LKR 7.00	First and Final	30-Jun	1-Jul	17-Jul
CIND(N)	LKR 6.00	Final	30-Jun	1-Jul	17-Jul
CFIN(N)	LKR 3.75	Final	1-Jul	2-Jul	7-Jul
CWM(N)	LKR 1.60	First and Final	1-Jul	2-Jul	20-Jul
JETS(N)	LKR 0.50	Final	1-Jul	2-Jul	20-Jul
TILE(N)	LKR 0.20	Final	1-Jul	2-Jul	20-Jul
UML(N)	LKR 0.40	Final	1-Jul	2-Jul	20-Jul
LHL(N)	LKR 3.00	Final	1-Jul	2-Jul	20-Jul
CDB(N,X)	LKR 1.00	Final	1-Jul	2-Jul	20-Jul
LFIN(N)	LKR 5.95	Final	1-Jul	2-Jul	20-Jul
RIL(N)	LKR 1.00	First and Final	1-Jul	2-Jul	20-Jul
SPEN(N)	LKR 4.00	First and Final	1-Jul	2-Jul	20-Jul
PKME(N)	LKR 2.6	Final	1-Jul	2-Jul	20-Jul
RCL(N)	LKR 1.00	Final	1-Jul	2-Jul	20-Jul
AHUN(N)	LKR 0.28	First and Final	1-Jul	2-Jul	20-Jul
AGAL(N)	LKR 0.75	Final	1-Jul	2-Jul	20-Jul
CHMX(N)	LKR 2.50	Final	1-Jul	2-Jul	20-Jul
CIC (N,X)	LKR 0.50	Final	1-Jul	2-Jul	20-Jul
PARQ(N)	LKR 0.40	Final	1-Jul	2-Jul	20-Jul
CERA(N)	LKR 6.40	Final	1-Jul	2-Jul	20-Jul
LIOC(N)	LKR 5.00	First and final	10-Jul	13-Jul	30-Aug
GLAS(N)	LKR 2.98	First and final	27-Jul	28-Jul	14-Aug
ASHO(N)	LKR 30.00	First and final	17-Aug	18-Aug	7-Sep
LIOC(N)	LKR 5.00	First and final		DATES TO BE NOTIFIED	
COOP (N)	LKR 0.05	Final		DATES TO BE NOTIFIED	

LKR 154,247 Mn as dividends from January - June* 2026

